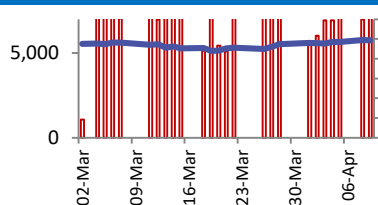
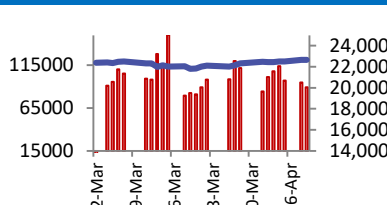


**BSE**



80,C	Open	75124
75,C	High	75124
65,C	Low	74603
55,C	Close	74684
50,C	Change	-59
	Volume (Lacs)	6962
	Turnover (Rs.inCr)	10297

**NSE**



	Open	22765
	High	22768
	Low	22612
	Close	22643
	Change	-24
	Volume(Lacs)	33741
	Turnover(Rs.in Cr)	89282

World Markets	Current	Previous	Pt. Chg	Var(%)
Dow	38884	38893	(9)	0.0%
Dow Futures	39227	39196	31	0.1%
Nasdaq	16307	16254	53	0.3%
FTSE	7935	7943	(8)	-0.1%
Nikkei	39639	39773	(134)	-0.3%
Hang Seng	17029	16828	201	1.2%
Gift Nifty	22817	22832	(15)	-0.1%
Straits Singapore	3238	3238	Closed	Closed
South Korea	2705	2718	(13)	-0.5%
Taiwan	20828	20796	32	0.2%
Shanghai	3039	3049	(10)	-0.3%

Commodity Prices	Current	Previous	Pt. Chg	Var(%)
Copper (\$/MT)	9448	9412	36.0	0.4%
Alumin (\$/MT)	2467	2461	6.0	0.2%
Zinc (\$/MT)	2726	2710	16.0	0.6%
Brent Crude (\$/bbl)	89.0	89.0	0.0	0.0%
Gold (\$/Ounce)	2353	2353	0.0	0.0%
Silver (\$/Ounce)	28.0	28.0	0.0	0.0%
Light Crude (\$/bbl)	85.0	85.0	0.0	0.0%
N G (\$/mmbtu)	2.0	2.0	0.0	0.0%
Sugar (\$/MT)	611.0	615.0	(4.0)	-0.7%
Rubber (Rs./kg)	184.0	183.8	0.3	0.1%
Baltic Dry Index	1570	1594	(24.0)	-1.5%

Currency Exchange Rate	Current	Previous	Var(%)
Rs./\$ rate	83.32	83.29	0.04%
Rs./ Euro	90.21	90.28	-0.08%
Rs./Chinese Yuan	11.62	11.59	0.26%
Yen /\$ rate	151.72	151.76	-0.03%
\$ US/Euro	1.09	1.09	0.00%

Dollar Index	Current	Previous	Var(%)
Dollar Index	104.13	104.15	-0.02%

Support/ Resistance Levels for Today		
	Nifty	Bank Nifty Fut
Support 1	22550	48550
Support 2	22430	48370
Resistance	22740	49140

Securities in Ban For Trade	
BANDHANBNK	SAIL
ZEEL	EXIDEIND
HINDCOPPER	IDEA
INDIACEM	

**Market Review**

**US:** US major indices traded flattish with Dow Jones Industrial Average ending slightly below the flat line, while the S&P 500 notched up by 0.14%, and the Nasdaq Composite gained 0.34%.

**Asia:** Most markets in Asia-Pacific region on Wednesday declined as traders await the release of US CPI data for March. The inflation print will give fresh cues about the Federal Reserve's rate outlook moving ahead.

**India:** Indian headline indices ended in the red on Tuesday after hitting fresh lifetime highs, dragged by selling pressure in auto and FMCG stocks. The S&P BSE Sensex hit a fresh lifetime high of 75,124.28 in early trade before ending the session at 74,684, down 59 points or 0.08%. The broader Nifty scaled a new peak of 22,765.30 but settled at 22,643, lower by 24 points or 0.1%. **Market is expected to open gap up and likely to witness positive move during the day.**

**Global Economy:** U.S. small-business confidence slipped to the lowest level in more than 11 years in March amid rising concerns about inflation. The National Federation of Independent Business (NFIB) said its Small Business Optimism Index fell 0.9 point to 88.5 last month, the lowest level since December 2012. It was the 27th straight month the index was below the 50-year average of 98. Twenty-five percent of owners reported inflation was their single most important problem in operating their business, reflecting higher input and labor costs, up 2 points from February. The share of businesses raising average selling prices rose 7 points from the prior month.

Sales of electric passenger vehicles in China rose 10.5% in March from the same month a year earlier, as automakers led by popular BYD deepened discounts and offered financing tools to boost sales. For January-March, sales totalled 1.03 million EVs, up 14.7% on year and the slowest quarterly growth since the second quarter of 2023. New energy vehicles (NEV) including all-electric models and plug-in hybrids made up 41.5% of overall passenger car sales in March, which jumped 5.7% to 1.71 million vehicles.

**Commodities:** Gold on Wednesday held a record high as investors positioned for US inflation data that could help shape the Federal Reserve's outlook on interest rates.

Oil prices held steady in early trade on Wednesday after two straight days of losses, as worries about tighter supply due to uncertainty over Gaza ceasefire talks were offset by a bigger-than-expected build in US crude inventories.

**Currency:** The dollar consolidated on Wednesday as investor attention fixed on a key inflation report due out of the U.S. later in the day, while the yen remained pinned a whisker away from what markets believe to be the line in the sand for Japanese authorities to intervene.

FII Derivative Transactions (Rs. Cr)

Contracts	Purchase		Sell		Net	Open Interest (OI)		OI (Previous day)		Change	
	Contract	Value	Contract	Value		Contract	Value	Contract	Value	Contract	Value
Index Future	54392	4940	26733	2456	2484	262437	24686	249346	23300	13091	1386
Index Option	34074303	2990795	33796859	2965197	25598	4687571	437975	4401857	402743	285714	35232
Stock Future	276326	23852	262689	22830	1022	3135361	260727	3130540	260583	4821	144
Stock Option	485805	43841	489695	44246	(405)	330054	28825	308674	27006	21380	1819
<b>Total</b>	<b>34890826</b>	<b>3063428</b>	<b>34575976</b>	<b>3034729</b>	<b>28699</b>	<b>8415423</b>	<b>752213</b>	<b>8090417</b>	<b>713632</b>	<b>325006</b>	<b>38581</b>

FII All Activity-BBG (Rs Cr)	Buy	Sell	Net
1-Apr-24	39848	37493	2355
2-Apr-24	14908	15355	(447)
3-Apr-24	14852	16107	(1255)
4-Apr-24	14012	14990	(978)
5-Apr-24	13097	11182	1915
<b>Month to date-Apr</b>	<b>96717</b>	<b>95126</b>	<b>1590</b>
FII (Prov.) (Rs Cr)	Buy	Sell	Net
3-Apr-24	13813	16026	(2214)
4-Apr-24	13479	14615	(1136)
5-Apr-24	12835	11175	1659
8-Apr-24	11505	12189	(685)
9-Apr-24	13965	14558	(593)
<b>Month to date-Apr</b>	<b>87693</b>	<b>92806</b>	<b>(5114)</b>
DII (Prov.) (Rs. Cr)	Buy	Sell	Net
3-Apr-24	13037	11935	1102
4-Apr-24	12219	13112	(893)
5-Apr-24	9462	12833	(3370)
8-Apr-24	12727	9257	3471
9-Apr-24	11130	8873	2257
<b>Month to date-Apr</b>	<b>80933</b>	<b>75206</b>	<b>5728</b>
FII Debt - BBG (Rs. Cr)	Buy	Sell	Net
1-Apr-24	5992	1269	4723
2-Apr-24	2628	1633	994
3-Apr-24	2147	5801	(3654)
4-Apr-24	1741	2590	(849)
5-Apr-24	1138	2764	(1626)
<b>Month to date-Apr</b>	<b>13646</b>	<b>14057</b>	<b>(411)</b>

Market Breadth	BSE		NSE	
	No.	%	No.	%
Advance	1554	39%	1037	39%
Decline	2288	58%	1513	58%
Unchanged	109	3%	76	3%

Market Turnover	09-Apr	08-Apr	Var (%)
BSE Cash	10297	6984	47%
NSE Cash	89282	94972	-6%
NSE Futures	134738	125629	7%
NSE Options	42886430	24716252	74%
Total (Rs.Cr)	43120748	24943837	73%

Volatility Index	09-Apr	08-Apr
Volatility Index	11.36	11.61

Index PE - TTM	09-Apr	Yr. High	Yr. Low
Sensex	25.6	26.0	22.2
Nifty	23.2	28.8	20.3

Corporate News

**Hinduja Group enters MF space as IIHL picks up 60% in Invesco AMC**

IIHL announced entering the asset management space with the acquisition of a 60 per cent stake in Invesco's domestic arm Invesco Asset Management India (IAMI). Invesco Mutual Fund (MF) is the 17th-largest fund house in India with average AUM of over Rs 74,300 crore in the March quarter. According to Invesco, the India arm manages nearly Rs 85,400 crore through mutual fund schemes and offshore advisories. (BS)

**Adani Group acquires 25 acres from Finolex in Pune to set up data center**

The Adani Group company Terravista Developers has acquired leasehold rights of an over 25-acre land parcel in Pimpri industrial zone in Pune's Haveli locality for around Rs 471 crore from Finolex Industries. Adani Enterprises entered a 50:50 joint venture with EdgeConneX to develop and operate data centers throughout India. The joint venture will focus on building a network of hyperscale data centers across the country. (ET)

**Shyam Metalics to invest Rs 650-750cr in stainless steel biz**

Shyam Metalics and Energy Ltd said that it will invest Rs 650-750 crore in its stainless steel business over the next few years. The company said it will establish a state-of-the-art stainless steel hot rolled coils (HRC) facility at its existing plant in Sambalpur, Odisha. This facility, with a capacity of 0.3 million tonnes per year, will specialise in producing high-quality 200 and 400 series stainless steel hot rolled coils. (ET)

Economy

**Road ministry capex utilisation in FY24 closes at record high 99.93%**

The Ministry of Road, Transport, and Highways has reported the highest-ever capex utilisation of 99.93 per cent during the FY24. As against the budgetary outlay of Rs 2.645 trillion in FY24, the road ministry has spent Rs 2.643 trillion. By including private investments, the capex goes up to Rs 3.01 trillion. The ministry has constructed 12,349 kms of national highways in FY24, the second highest in its history. (BS)

International

**Microsoft and NetEase to re-launch Warcraft game in China, ending feud**

NetEase said it is working with Microsoft to bring popular games including "World of Warcraft" back to the country after a public fallout that ended a decade-long partnership in 2023. They are working to bring games developed by Blizzard Entertainment back to China, starting this summer. Microsoft and NetEase said they have also entered into an agreement to explore bringing new NetEase titles to Microsoft's Xbox gaming consoles and its other gaming platforms. (Reuters)

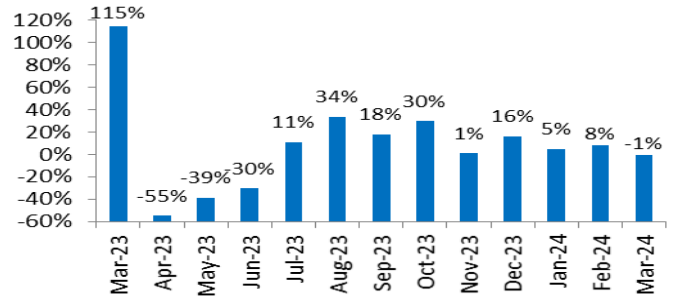
Top 5 Nifty Gainers	09-Apr	08-Apr	Var(%)
APOLLOHOSP	6505	6308	3.1%
HINDALCO	589	577	2.0%
ICICIBANK	1107	1087	1.8%
BAJAJFINSV	1710	1689	1.3%
INFY	1495	1477	1.2%
Top 5 Nifty Losers	09-Apr	08-Apr	Var(%)
TITAN	3679	3749	-1.9%
COALINDIA	440	447	-1.7%
HEROMOTOCO	4522	4595	-1.6%
RELIANCE	2927	2972	-1.5%
ASIANPAINT	2857	2892	-1.2%

BSE Index Watch	Last	1 day	1 wk	1 mth	1 yr
SENSEX	74684	-0.1%	1.1%	0.8%	24.8%
MIDCAP	40747	-0.5%	0.8%	2.2%	66.7%
SMLCAP	45935	-0.1%	2.0%	2.9%	65.4%
AUTO	50047	-0.3%	1.0%	3.4%	72.0%
BANKEKX	55024	0.3%	2.3%	1.2%	19.0%
Capital Goods	62484	-0.5%	0.1%	5.1%	74.7%
FMCG	19318	-0.6%	-0.6%	-1.2%	16.8%
Health Care	35691	0.2%	0.6%	2.3%	59.8%
IT	35896	0.1%	0.8%	-4.9%	24.7%
METAL	30018	0.5%	1.5%	4.5%	55.2%
Oil & Gas	28122	-0.5%	-0.3%	-1.2%	59.8%
Power	7045	-0.2%	2.1%	3.2%	93.0%
Realty	7519	0.5%	0.5%	3.9%	123.2%

NSE USD Futures	09-Apr	08-Apr	Var (%)
April Expiry (Rs./\$)	N.A.	83.34	0.0%
May Expiry (Rs./\$)	N.A.	83.32	0.0%
Total Turnover (Rs. Crore)	N.A.	4651	0%

Sectors	TTM PE
Auto	32.2
Auto Ancillary	44.5
Banking	15.87
Engineering	39.81
Cement	83.26
Diamonds & Jewellery	42.3
Housing Finance	19.81
Infrastructure & Const	32.43
Metals-Aluminium	42.96
Metal - Steel	16.75
Oil Expl.	17.66
Pharma	12.67
Power – Gen. Supp.	46.76
Information Tech.	20.53
Sugar	13.51
Telecom Serv. Prov.	82.48
Tyres	26.18

Atul Auto Monthly Volume Growth (YoY) (Source: Company data)



10 year G-Sec Yield	Current	Previous	Change
US	4.36%	4.36%	0 bps
Japan	0.79%	0.80%	(1) bps
India	7.15%	7.12%	3 bps
UK	4.03%	4.09%	(6) bps
Libor 3 Mths	5.56%	5.56%	0 bps

Indian Eco Data	Current	Previous	Var(%)
Forex Reserve (US\$ in bn)	525	528	-0.7%
Inflation - WPI	0.20%	0.27%	(7) bps
Inflation - CPI	5.09%	5.10%	(1) bps

India GDP	Q3FY24	Q2FY24	Var(%)
Growth	8.36%	7.60%	76 bps

Monetary Policy	Current	Previous	Change
Repo Rate	6.50%	6.50%	0 bps
Reverse Repo Rate	3.35%	3.35%	0 bps
CRR	4.50%	4.50%	0 bps
O/S Banking System Liquidity (Rs bn)	1118	1118	0.6

IIP Growth %	Jan-24	Jan-23	Apr-Feb
IIP	3.8	5.8	6.0
Mining	5.9	9.0	8.5
Manufacturing	3.2	4.5	5.7
Electricity	5.6	12.7	7.0





**Bulk Deal As On 09/04/24**

BSE					
Security Code	Security Name	Client Name	Deal	Quantity	Price
513119	ABCGAS	LAKSHMI NARAYANAMMA POLINENI	S	10200	81.19
513119	ABCGAS	MULTIPLIER SHARE & STOCK ADVISORS PRIVATE LIMITED	B	10000	81.19
532215	AXISBANK	ADITYA BIRLA SUN LIFE MUTUAL FUND	B	139398	1071
532215	AXISBANK	ADITYA BIRLA SUN LIFE MUTUAL FUND	B	327455	1071
532215	AXISBANK	BAILLIE GIFFORD EMERGING MARKETS COLLECTIVE INVESTMENT FUND	B	36293	1071
532215	AXISBANK	BAILLIE GIFFORD EMERGING MARKETS EX CHINA FUND	B	401	1071
532215	AXISBANK	BAILLIE GIFFORD EMERGING MARKETS FUND	B	159177	1071
532215	AXISBANK	BAYVK A2-FONDS	B	228139	1071
532215	AXISBANK	BC ASIA INVESTMENTS III LIMITED	S	100001	1071
532215	AXISBANK	BC ASIA INVESTMENTS III LIMITED	S	243005	1071
532215	AXISBANK	BC ASIA INVESTMENTS III LIMITED	S	273009	1071
532215	AXISBANK	BC ASIA INVESTMENTS III LIMITED	S	350001	1071
532215	AXISBANK	BC ASIA INVESTMENTS III LIMITED	S	392155	1071
532215	AXISBANK	BC ASIA INVESTMENTS III LIMITED	S	466852	1071
532215	AXISBANK	BC ASIA INVESTMENTS III LIMITED	S	1414565	1071
532215	AXISBANK	BC ASIA INVESTMENTS III LIMITED	S	3006000	1071
532215	AXISBANK	BC ASIA INVESTMENTS III LIMITED	S	4225000	1071
532215	AXISBANK	BC ASIA INVESTMENTS VII LIMITED	S	95911	1071
532215	AXISBANK	BC ASIA INVESTMENTS VII LIMITED	S	466853	1071
532215	AXISBANK	BC ASIA INVESTMENTS VII LIMITED	S	780000	1071
532215	AXISBANK	BC ASIA INVESTMENTS VII LIMITED	S	933706	1071
532215	AXISBANK	BC ASIA INVESTMENTS VII LIMITED	S	6027647	1071
532215	AXISBANK	BC ASIA INVESTMENTS VII LIMITED	S	6250000	1071
532215	AXISBANK	BG WORLDWIDE FUNDS PLC IN RESPECT OF BG WORLDWIDE EMG MKTS HORIZON FUND	B	86635	1071
532215	AXISBANK	BLACKSTONE AQUA MASTER SUB-FUND	B	350000	1071
532215	AXISBANK	BOFA SECURITIES EUROPE SA	B	3006000	1071
532215	AXISBANK	BORDER TO COAST EMERGING MARKETS EQUITY ALPHA FUND	B	118056	1071
532215	AXISBANK	CALIFORNIA STATE TEACHERS' RETIREMENT SYSTEM	B	589529	1071
532215	AXISBANK	CITY OF NEW YORK GROUP TRUST	B	824095	1071
532215	AXISBANK	COPTHALL MAURITIUS INVESTMENT LIMITED	B	1550000	1071
532215	AXISBANK	EME RGING MARKETING FUND A SERIES OF BAILLIE GIFFORD FUNGS	B	1515949	1071
532215	AXISBANK	EMPLOYEES PROVIDENT FUND BOARD	B	273009	1071
532215	AXISBANK	EMPLOYEES PROVIDENT FUND BOARD	B	115949	1071
532215	AXISBANK	GHISALLO MASTER FUND LP	B	1000001	1071
532215	AXISBANK	GOLDMAN SACHS (SINGAPORE) PTE. - ODI	B	3600000	1071
532215	AXISBANK	ICICI PRUDENTIAL LIFE INSURANCE COMPANY LIMITED	B	466852	1071
532215	AXISBANK	ICICI PRUDENTIAL MUTUAL FUND	B	933706	1071
532215	AXISBANK	INTEGRAL INVESTMENTS SOUTH ASIA IV	S	178509	1071
532215	AXISBANK	INTEGRAL INVESTMENTS SOUTH ASIA IV	S	350000	1071
532215	AXISBANK	INTEGRAL INVESTMENTS SOUTH ASIA IV	S	1000001	1071
532215	AXISBANK	INTEGRAL INVESTMENTS SOUTH ASIA IV	S	1550000	1071
532215	AXISBANK	INTEGRAL INVESTMENTS SOUTH ASIA IV	S	1671784	1071
532215	AXISBANK	INTEGRAL INVESTMENTS SOUTH ASIA IV	S	3600000	1071
532215	AXISBANK	LOMBARD ODIER ASSET MANAGE (SWIT) SA B/O SYNERGIE ACTIONS MARCHES EMERS-B	B	82471	1071
532215	AXISBANK	MIRAE ASSET MUTUAL FUND	B	653594	1071

532215	AXISBANK	MIRAE ASSET MUTUAL FUND	B	401493	1071
532215	AXISBANK	MIRAE ASSET MUTUAL FUND	B	233427	1071
532215	AXISBANK	MIRAE ASSET MUTUAL FUND	B	93371	1071
532215	AXISBANK	MIRAE ASSET MUTUAL FUND	B	32680	1071
532215	AXISBANK	MORGAN STANLEY ASIA SINGAPORE PTE	B	4225000	1071
532215	AXISBANK	MORGAN STANLEY ASIA SINGAPORE PTE	B	95911	1071
532215	AXISBANK	NIPPON INDIA MUTUAL FUND	B	112258	1071
532215	AXISBANK	NIPPON INDIA MUTUAL FUND	B	279897	1071
532215	AXISBANK	NOMURA FUNDS IRELAND PLC NOMURA FUNDS IRELAND INDIA EQUITY FUND	B	622334	1071
532215	AXISBANK	NORGES BANK ON ACCOUNT OF GOVERNMENT PETROLEUM FUND	B	780000	1071
532215	AXISBANK	OPSEU PENSION PLAN TRUST FUND	B	67227	1071
532215	AXISBANK	PENSION RESERVES INVESTMENT TRUST FUND	B	245277	1071
532215	AXISBANK	PUBLIC EMPLOYEES RETIREMENT ASSOCIATION OF COLORADO	B	220658	1071
532215	AXISBANK	PUBLIC EMPLOYEES RETIREMENT SYSTEM OF OHIO	B	184530	1071
532215	AXISBANK	SOCIETE GENERALE	B	6250000	1071
532215	AXISBANK	SPW MULTI-MANAGER ICVC	B	14238	1071
532215	AXISBANK	STICHTING BEDRIJFSTAKPENSIOENFONDS VOOR HET BEROEPSVERVOER OVER DE WEG	B	26813	1071
532215	AXISBANK	STICHTING DEPOSITARY APG EME MULTI CLIENT POOL	B	58614	1071
532215	AXISBANK	STICHTING DEPOSITARY APG EMERGING MARKETS EQUITY POOL	B	677592	1071
532215	AXISBANK	T ROWE PRICE FUNDS SICAV ASIAN EX JAPAN EQUITY FUND	B	34452	1071
532215	AXISBANK	T ROWE PRICE NEW ASIA FUN D	B	146447	1071
532215	AXISBANK	T. ROWE PRICE ASIAN EQUITY (EX-JAPAN)	B	21055	1071
532215	AXISBANK	TARA EMERGING ASIA LIQUID FUND	B	100001	1071
532215	AXISBANK	TEACHERS RETIREMENT SYSTEM OF THE CITY OF NEW YORK	B	101722	1071
532215	AXISBANK	THE BAILLIE GIFFORD GROUP TRUST BAILLIE GIFFORD EMERGING MARKETS FUND	B	61710	1071
532215	AXISBANK	THE BOEING COMPANY EMPLOYEE RETIREMENT PLANS MASTER TRUST	B	72467	1071
532215	AXISBANK	THE RBS AS DEPOSITORY OF BAILLIE GIFFORD EMERGING MKTS LARGE CAP COS FD	B	347998	1071
532215	AXISBANK	THE ROYAL BANK OF SCOTLAND PLC AS DEPOSITORY BAILLIE GIFFORD EMERGING MKT G	B	265454	1071
532215	AXISBANK	TNTBC AS THE TRUSTEE OF NOMURA INDIA STOCK MOTHER FUND	B	933501	1071
532215	AXISBANK	TOSCA FOCUS	B	350001	1071
532215	AXISBANK	VANGUARD EMERGING MARKETS SELECT STOCK FUND	B	58507	1071
532215	AXISBANK	VANGUARD INVESTMENTS FUNDS ICVC - VANGUARD GLOBAL EMERGING MARKETS FUND	B	24694	1071
532215	AXISBANK	VANGUARD INVESTMENTS FUNDS ICVC - VANGUARD GLOBAL EMERGING MARKETS FUND	B	36778	1071
532215	AXISBANK	VIRGINIA RETIREMENT SYSTEM	B	142183	1071
530249	BRIDGESE	MITTALBEN RAJENDRASINH DABHI	S	30000	25.55
534732	CASPIAN	VAXFAB ENTERPRISES LIMITED	S	338352	69.41

544151	CHATHA	VARSU INDIA GROWTH STORY SCHEME 1	S	130000	92.36
543594	DPL	NIKHIL RAJESH SINGH	B	627000	10.06
543594	DPL	RATHOD MANOJ CHHAGANLAL HUF	S	660000	10.06
543594	DPL	SURESH CHAND GARG	B	132000	9.95
532922	EDELWEISS	CLSA GLOBAL MARKETS PTE LTD	B	5324705	74.5
532922	EDELWEISS	PABRAI INVESTMENT FUND 3 LTD	S	5324705	74.5
504351	EMPOWER	MULTIPLIER SHARE & STOCK ADVISORS PRIVATE LIMITED	S	7922954	2.29
504351	EMPOWER	MULTIPLIER SHARE & STOCK ADVISORS PRIVATE LIMITED	B	1	2.2
540190	FRANKLININD	SATYA PRAKASH MITTAL	S	253428	4.98
540190	FRANKLININD	SATYA PRAKASH MITTAL	B	3066	4.97
524238	GUJINJEC	LAKSHMI NARAYANAMMA POLINENI	S	30500	9.62
524238	GUJINJEC	RUCHIRA GOYAL	B	25000	9.62
513337	GUJTLRM	DHRUV PRADIPKUMAR SHAH	S	1300000	45.29
513337	GUJTLRM	SHUBHAM ASHOKBHAI PATEL	S	1456832	45.29
513337	GUJTLRM	SHUBHAM ASHOKBHAI PATEL	B	1416169	45.28
536709	INDRENEW	DAKSH AGARWAL	S	92278	17.68
536709	INDRENEW	HARSH ATULKUMAR SHAH	B	200000	18.98
536709	INDRENEW	MEHUL HASMUKH SHAH	B	100000	17.68
536709	INDRENEW	NANDANVAN INVESTMENTS LIMITED	S	100000	18.36
536709	INDRENEW	SEEMA RAGHUNATH AGGARWAL	S	105000	17.79
541983	INNOVATIVE	HARDIK DILIP PAREKH	S	60000	35
544112	JGTL	RATIONAL EQUITY FLAGSHIP FUND I	S	24945	568.72
530145	KISAN	CAMELLIA TRADEX PRIVATE LIMITED	S	206324	69.51
530145	KISAN	MULTIPLIER SHARE & STOCK ADVISORS PRIVATE LIMITED	B	200000	69.51
544139	KOURA	EPITOME TRADING AND INVESTMENTS	S	20000	51.36
505523	MAHACORP	ANKIT MAHENDRABHAI PARLESHA	S	13535898	1.01
526237	MORGAN	SUMANCHEPURI	S	52500	57.22
526237	MORGAN	SUMANCHEPURI	B	1531	55.93
500307	NIRLON	ICICI PRUDENTIAL MUTUAL FUND	B	907000	430
500307	NIRLON	SADAFULI FINVEST PRIVATE LIMITED	S	907302	430
539435	RFSL	ANILKUMAR	B	24000	51.3
531893	SAWABUSI	NIKHIL RAJESH SINGH	B	813930	1.21
534708	SHANTIGURU	V N DAMANI & SON (HUF)	S	63000	9
530611	STURDY	RAGHAV KAMALAKSH RAO	S	1026923	0.52
514211	SUMMEETINDS	PROFIN COMMODITIES PRIVATE LIMITED	S	550218	2.68
530057	VIVANZA	ARDENT VENTURES LLP	S	2757649	9.37

NSE

Security Code	Security Name	Client Name	Deal	Quantity	Price
ALUWIND	Aluwind Architectural Ltd	NNM SECURITIES PVT LTD	BUY	219000	45.12
ALUWIND	Aluwind Architectural Ltd	SETU SECURITIES PVT LTD	BUY	126000	46.71
ADL	Archidply Decor Limited	RANA ENTERPRISES	SELL	33479	104.83
ASPIRE	Aspire & Innovative Adv L	HEM FINLEASE PVT LTD	BUY	86000	62.94
ASTEC	Astec LifeSciences Ltd	AJAY KUMAR AGGARWAL	BUY	120000	1254.07
AXISBANK	Axis Bank Limited	STICHTING CUST ROBECO INST RE:CALYP	SELL	458401	1076.05
AXISBANK	Axis Bank Limited	STICHTING PENSIOENFONDS RAIL & OPENBAAR VERVOER	BUY	458401	1076.05
CGRAPHICS	Creative Graphics S Ind L	BOFA SECURITIES EUROPE SA	BUY	342400	183.18
CGRAPHICS	Creative Graphics S Ind L	MANSI SHARE AND STOCK ADVISORS PVT LTD	BUY	232000	177.11
DRCSYSTEMS	DRC Systems India Limited	EL DORADO BIOTECH PRIVATE LIMITED	BUY	1000000	19.44
DRCSYSTEMS	DRC Systems India Limited	MOHIT SOMCHAND SHAH	BUY	1160000	19.38
DRCSYSTEMS	DRC Systems India Limited	SOMANI MULTIBIZ LIMITED	SELL	3000055	19.56
FIVESTAR	Five-Star Bus Fin Ltd	TPG ASIA VII SF PTE LTD	SELL	5654972	752.02
GLAND	Gland Pharma Limited	LAKUMI TRUST	SELL	6165486	1739.1
GLAND	Gland Pharma Limited	NICOMAC MACHINERY PRIVATE LIMITED	SELL	1955452	1735.31
HCLTECH	HCL Technologies Ltd.	STICHTING CUST ROBECO INST RE:CALYP	SELL	446825	1540.05
HCLTECH	HCL Technologies Ltd.	STICHTING PENSIOENFONDS RAIL & OPENBAAR VERVOER	BUY	446825	1540.05
HDFCBANK	HDFC Bank Ltd.	STICHTING CUST ROBECO INST RE:CALYP	SELL	409783	1546.6
HDFCBANK	HDFC Bank Ltd.	STICHTING PENSIOENFONDS RAIL & OPENBAAR VERVOER	BUY	409783	1546.6
HECPROJECT	HEC Infra Projects Ltd	SUMANJU PROJECTS & SERVICES LIMITED	SELL	95000	98.6
INDSWFTLAB	Ind-Swift Labs Ltd.	PANJATAN REAL ESTATE PRIVATE LIMITED	BUY	500000	131.46
INDSWFTLAB	Ind-Swift Labs Ltd.	RAMESH CHANDRA BIYANI	SELL	425000	131.65
M&M	Mah & Mah Ltd.	STICHTING CUST ROBECO INST RE:CALYP	SELL	280386	2078.1
M&M	Mah & Mah Ltd.	STICHTING PENSIOENFONDS RAIL & OPENBAAR VERVOER	BUY	280386	2078.1
MGL	Mahanagar Gas Ltd.	STICHTING CUST ROBECO INST RE:CALYP	SELL	133121	1483.1
MGL	Mahanagar Gas Ltd.	STICHTING PENSIOENFONDS RAIL & OPENBAAR VERVOER	BUY	133121	1483.1
MICROPRO	Micropro Software Sol L	KIRTI BEARINGS PRIVATE LTD	BUY	120000	48
MICROPRO	Micropro Software Sol L	NEOMILE CORPORATE ADVISORY LIMITED	SELL	124800	48
PETRONET	Petronet LNG Limited	STICHTING CUST ROBECO INST RE:CALYP	SELL	605855	281
PETRONET	Petronet LNG Limited	STICHTING PENSIOENFONDS RAIL & OPENBAAR VERVOER	BUY	605855	281
RADIOWALLA	Radiowalla Network Ltd	PRASENJIT KUMAR PAUL	BUY	60800	134.33
RADIOWALLA	Radiowalla Network Ltd	YUGA STOCKS AND COMMODITIES PRIVATE LIMITED	SELL	40000	139.05
ROUTE	ROUTE MOBILE LIMITED	RAJASTHAN GLOBAL SECURITIES PRIVATE LIMITED	BUY	400000	1610
SUMEETINDS	Sumeet Ind Limited	PROFIN COMMODITIES PRIVATE LIMITED	SELL	1781051	2.61
SUMEETINDS	Sumeet Ind Limited	VIKAS GUPTA & SONS HUF	BUY	1500000	2.6
SBGLP	Suratwala Bus Group Ltd	JAINAM BROKING LIMITED	BUY	155000	921.41
SBGLP	Suratwala Bus Group Ltd	VICTUS ENTERPRISE LLP	SELL	130000	921.05
TARMAT	Tarmat Limited	L7 HITECH PRIVATE LIMITED	SELL	112622	107
TRUST	Trust Fintech Limited	TIKRI MANAGEMENT PRIVATE LIMITED	BUY	312000	173.88



**Disclosure:**

Research Reports that are published by Nirmal Bang Securities Private Limited (hereinafter referred to as “NBSPL”) are for private circulation only. NBSPL is a registered Research Analyst under SEBI (Research Analyst) Regulations, 2014 having Registration no. INH000001766. NBSPL is also a registered Stock Broker with National Stock Exchange of India Limited, BSE Limited, Metropolitan Stock Exchange of India Limited, Multi Commodity Exchange of India Limited and , National Commodity and Derivative Exchange Limited in Capital Market , Equity and Commodities derivatives segments and Currency Derivatives Segment .

NBSPL has other business divisions with independent research teams separated by Chinese walls, and therefore may, at times, have different or contrary views on stocks and markets.

NBSPL or its associates have not been debarred / suspended by SEBI or any other regulatory authority for accessing / dealing in securities Market since last 20 years. NBSPL, its associates or analyst or his relatives do not hold any financial interest (Except Investment) in the subject company. NBSPL or its associates or Analyst do not have any conflict or material conflict of interest at the time of publication of the research report with the subject company. NBSPL or its associates or Analyst or his relatives may or may not hold beneficial ownership of 1% or more in the subject company at the end of the month immediately preceding the date of publication of this research report.

NBSPL or its associates / analyst has not received any compensation / managed or co-managed public offering of securities of the company covered by Analyst during the past twelve months. NBSPL or its associates have not received any compensation or other benefits from the company covered by Analyst or third party in connection with the research report. Analyst has not served as an officer, director or employee of Subject Company. NBSPL / analyst has not been engaged in market making activity of the subject company.

**Analyst Certification:** The research analysts and authors of these reports, hereby certify that the views expressed in this research report accurately reflects my/our personal views about the subject securities, issuers, products, sectors or industries. It is also certified that no part of the compensation of the analyst(s) was, is, or will be directly or indirectly related to the inclusion of specific recommendations or views in this research. The analyst(s) principally responsible for the preparation of this research report and has taken reasonable care to achieve and maintain independence and objectivity in making any recommendations.

**Disclaimer:**

The Research Report is for the personal information of the authorized recipient and does not construe to be any investment, legal or taxation advice. NBSPL is not soliciting any action based upon it. Nothing in the research report shall be construed as a solicitation to buy or sell any security or product, or to engage in or refrain from engaging in any such transaction. In preparing the research report, we did not take into account the investment objectives, financial situation and particular needs of the reader.

The research report has been prepared for the general use of the clients of NBSPL and must not be copied, either in whole or in part, or distributed or redistributed to any other person in any form. If you are not the intended recipient you must not use or disclose the information in the research report in any way. Though disseminated to all the customers simultaneously, not all customers may receive the research report at the same time. NBSPL will not treat recipients as customers by virtue of their receiving the research report. The research report is not directed or intended for distribution to or use by any person or entity resident in a state, country or any jurisdiction, where such distribution, publication, availability or use would be contrary to law, regulation or which would subject NBSPL & its group companies to registration or licensing requirements within such jurisdictions.

The report is based on the information obtained from sources believed to be reliable, but we do not make any representation or warranty that it is accurate, complete or up-to-date and it should not be relied upon as such. We accept no obligation to correct or update the information or opinions in it. NBSPL or any of its affiliates or employees shall not be in any way responsible for any loss or damage that may arise to any person from any inadvertent error in the information contained in the research report. NBSPL or any of its affiliates or employees do not provide, at any time, any express or implied warranty of any kind, regarding any matter pertaining to this report, including without limitation the implied warranties of merchantability, fitness for a particular purpose, and non-infringement. The recipients of the research report should rely on their own investigations.

This information is subject to change without any prior notice. NBSPL reserves its absolute discretion and right to make or refrain from making modifications and alterations to this statement from time to time. Nevertheless, NBSPL is committed to providing independent and transparent recommendations to its clients, and would be happy to provide information in response to specific client queries.

Before making an investment decision on the basis of research report, the reader needs to consider, with or without the assistance of an adviser, whether the advice is appropriate in light of their particular investment needs, objectives and financial circumstances. There are risks involved in securities trading. The price of securities can and does fluctuate, and an individual security may even become valueless. International investors are reminded of the additional risks inherent in international investments, such as currency fluctuations and international stock market or economic conditions, which may adversely affect the value of the investment. Opinions expressed are subject to change without any notice. Neither the company nor the director or the employees of NBSPL accept any liability whatsoever for any direct, indirect, consequential or other loss arising from any use of the research report and/or further communication in relation to the research report. Here it may be noted that neither NBSPL, nor its directors, employees, agents or representatives shall be liable for any damages whether direct or indirect, incidental, special or consequential including lost revenue or lost profit that may arise from or in connection with the use of the information contained in the research report.

Copyright of this document vests exclusively with NBSPL.

Our reports are also available on our website

Registration granted by SEBI and certification from NISM in no way guarantee performance of NBSPL or provide any assurance of returns to investors.

**Nirmal Bang Research (Division of Nirmal Bang Securities Pvt. Ltd.)**

B-2, 301/302, Marathon Innova,  
Opp. Peninsula Corporate Park  
Off. Ganpatrao Kadam Marg  
Lower Parel(W), Mumbai-400013  
Board No. : 91 22 6723 8000/8001  
Fax. : 022 6723 8010